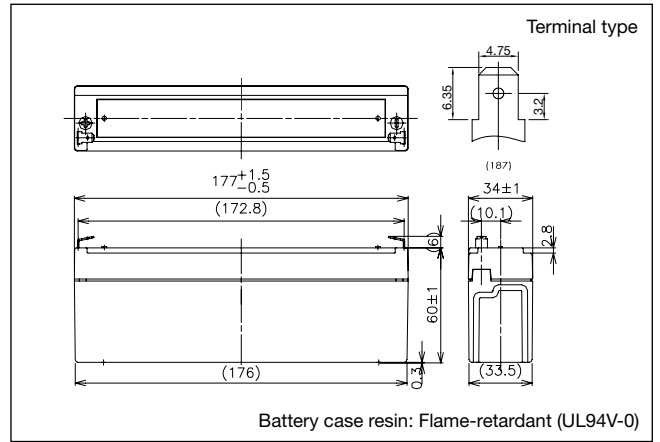


**LC-P122R2P**

For standby power supplies.  
Expected trickle design life: 10 – 12 years at 20 °C according to Eurobat.



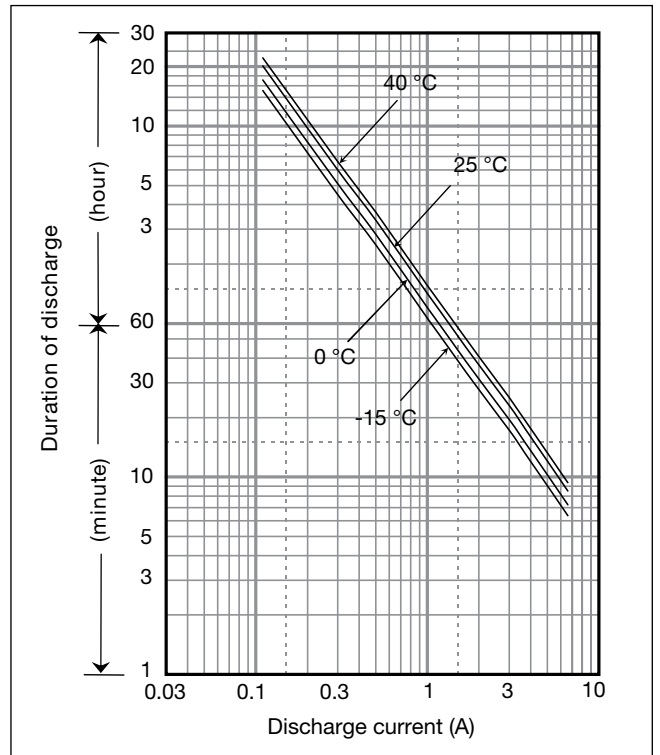
**Dimensions (mm)**



**Specifications**

Nominal voltage	12 V	
Nominal capacity (20 hour rate)	2.2 Ah	
Dimensions	Length	177 mm
	Width	34 mm
	Height	60 mm
	Total Height	66 mm
Approx. mass	0.8 kg	
Terminal	Faston 187	

**Duration of discharge vs Discharge current**



**Characteristics**

Capacity (25 °C)	20 hour rate	2.2 Ah
	10 hour rate	2.0 Ah
	5 hour rate	1.8 Ah
	1 hour rate	1.3 Ah
Internal resistance	Fully charged battery (25 °C)	70 mΩ
Temperature dependency of capacity (20 hour rate)	40 °C	102 %
	25 °C	100 %
	0 °C	85 %
	-15 °C	65 %
Self discharge (25 °C)	After 3 months	91 %
	After 6 months	82 %
	After 12 months	64 %

**Watt Table**

(Wattage/Battery)

Cut-off V	3min	5min	10min	15min	20min	30min	45min	1h	1.5h	2h	3h	4h	5h	6h	10h	20h	24h
9.6V	132	104	68.1	52.0	43.6	32.5	23.0	18.4	12.6	9.77	7.27	5.59	4.61	3.71	2.46	1.33	1.11
9.9V	123	97.8	66.7	51.7	42.9	32.2	22.8	18.4	12.4	9.70	7.24	5.55	4.58	3.69	2.45	1.33	1.11
10.2V	113	91.6	65.0	50.6	42.2	31.8	22.6	18.0	12.1	9.44	7.16	5.51	4.54	3.66	2.42	1.32	1.10
10.5V	101	82.1	60.2	47.1	40.1	31.1	22.2	17.6	11.9	9.12	7.05	5.48	4.50	3.62	2.41	1.32	1.10
10.8V	85	72.6	53.7	43.9	39.0	30.0	21.9	17.3	11.5	8.68	6.91	5.40	4.39	3.56	2.38	1.31	1.09

**Ampere Table**

(Ampere/Battery)

Cut-off V	3min	5min	10min	15min	20min	30min	45min	1h	1.5h	2h	3h	4h	5h	6h	10h	20h	24h
9.6V	11.9	9.35	6.08	4.52	3.76	2.78	1.96	1.56	1.07	0.825	0.611	0.468	0.385	0.309	0.205	0.111	0.0926
9.9V	11.0	8.77	5.96	4.49	3.70	2.75	1.94	1.56	1.05	0.819	0.608	0.464	0.382	0.308	0.204	0.111	0.0923
10.2V	10.2	8.22	5.81	4.40	3.64	2.72	1.93	1.53	1.03	0.798	0.602	0.461	0.379	0.306	0.202	0.110	0.0920
10.5V	9.0	7.36	5.38	4.09	3.45	2.66	1.89	1.50	1.01	0.770	0.593	0.458	0.376	0.302	0.201	0.110	0.0917
10.8V	7.6	6.51	4.80	3.82	3.36	2.57	1.86	1.47	0.98	0.733	0.581	0.452	0.367	0.297	0.199	0.109	0.0911

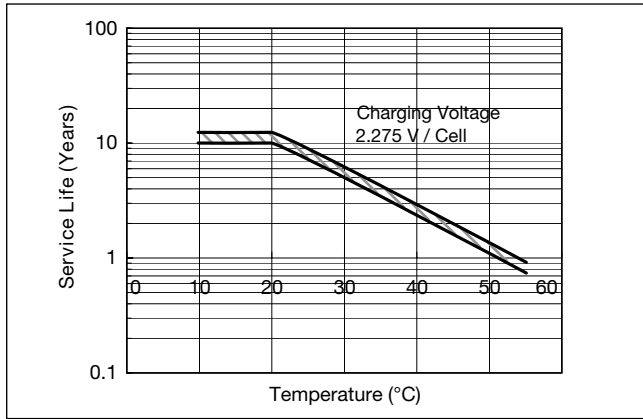
**Charging Method**

Trickle Use	Control voltage: 13.6 - 13.8 V; Initial current: 0.33 A or smaller
-------------	---

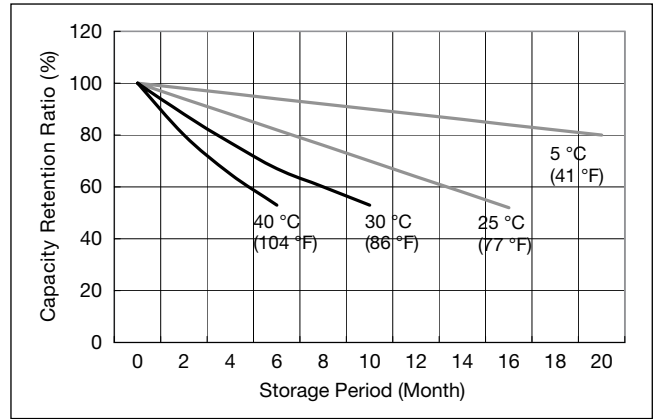
**Cut off voltage**

Discharge current	0.011 A - 0.44 A	0.44 A - 1.1 A	1.1 A - 2.2 A	2.2 A - 4.4 A	4.4 A - 6.6 A
Cut off voltage (V)	10.5	10.2	9.9	9.3	8.7

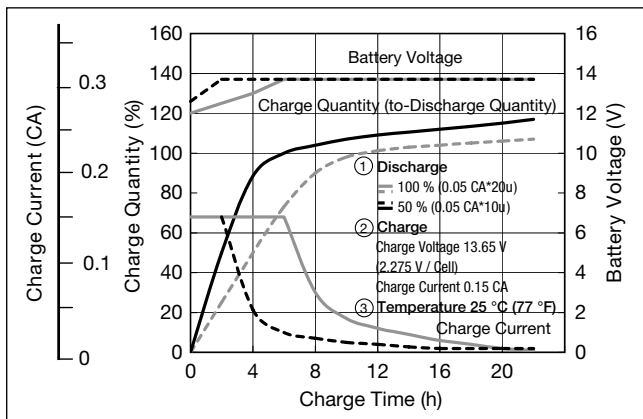
**Influence of Temperature on Trickle life**



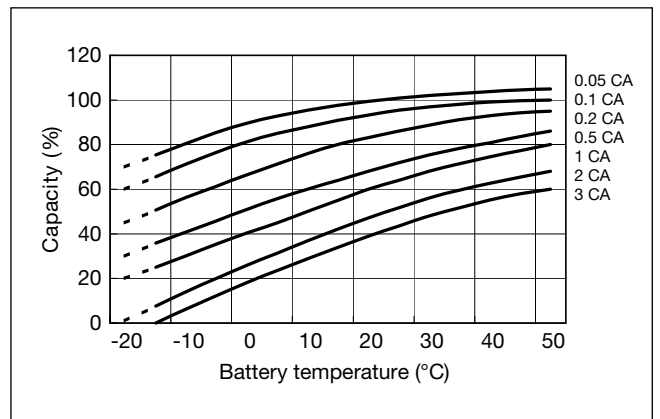
**Residual capacity vs storage period**



**Constant-voltage and constant-current charge characteristics for Trickle use**



**Discharge capacity by temperature and by discharge current**



**Discharge characteristics**

